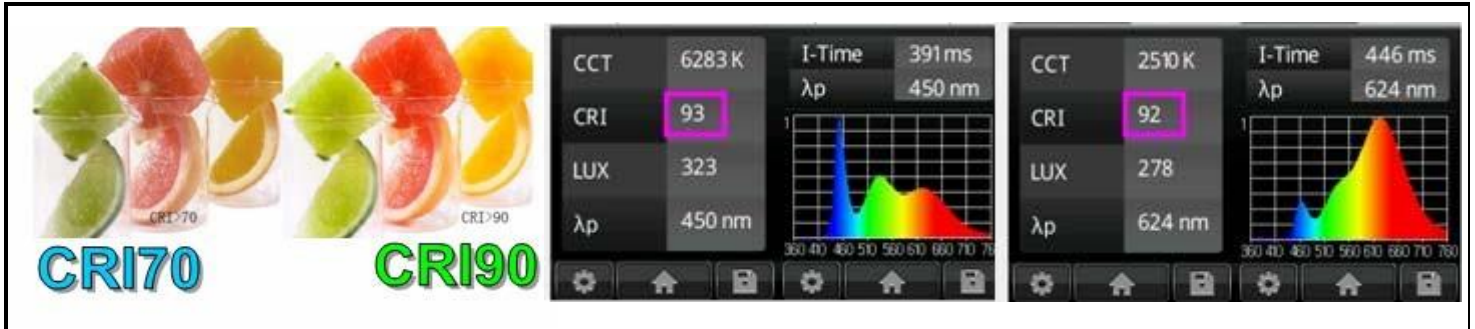


Specification Sheet for Constant Voltage SMD5630 LED Flexible Strips



Applications:

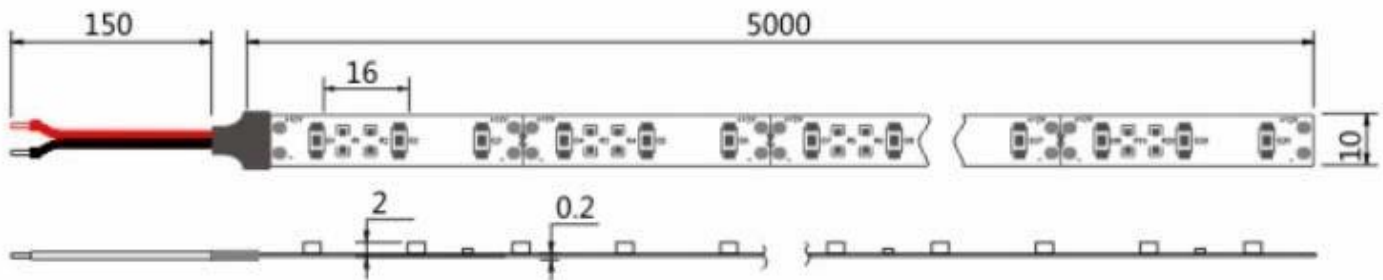
- ◆ Car decoration
- ◆ Architectural decorative lighting
- ◆ Archway, canopy and bridge edge lighting
- ◆ Auditorium walkway lighting
- ◆ Backlighting for signage letters
- ◆ Channel letter lighting



Product features:

- ◆ Various angle 120degrees
- ◆ With self-adhesive tape on backside, 3LEDs a group for DC12V 6LEDs group for DC24V
- ◆ Made of high quality LED
- ◆ Work Voltage: DC12V/DC24V
- ◆ UL, CUL, CE, ROHS Approved

Dimensions



Unit: mm

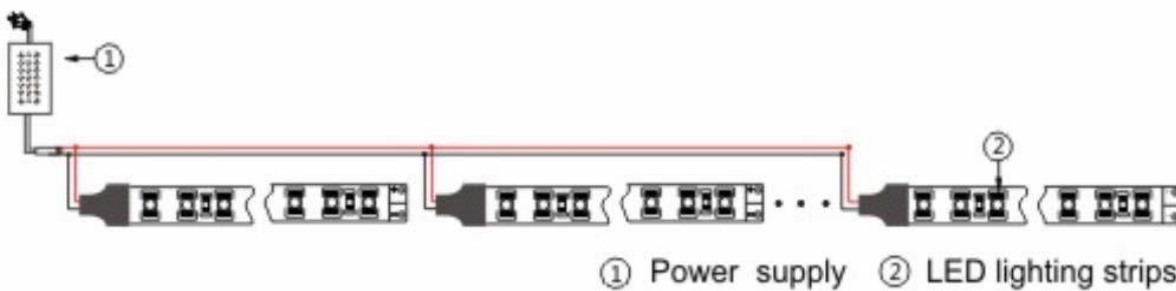
Specifications

Model No.	LED Type	LED Qty (m)	Work Voltage	Power	PCB Size (mm)	Water proof	CRI	Color	λ (Nm)/(CT:K)	Lumen (lm/m)
F5630SAX30-W-12/24	SMD5630	60	DC12/24V	14.4W/m	10mm	IP20 /IP67	≥ 90	<input type="checkbox"/> Warm White	2500-3100K	1100-1200lm
<input type="checkbox"/> Nature White								4000-4500K	1200-1300lm	
<input type="checkbox"/> Pure White								6000-7000K	1300-1400lm	
Model No.	LED Type	LED Qty (m)	Work Voltage	Power	PCB Size (mm)	Water proof	CRI	Color	λ (Nm)/(CT:K)	Lumen (lm/m)
F5630X30-W-12/24-SG2	SAMSUNG LED SMD5630	60	DC12/24V	14.4W/m	10mm	IP20 /IP67	≥ 80	<input type="checkbox"/> Warm White	2700-3100K	1400-1500lm
<input type="checkbox"/> Nature White								4000-4500K	1500-1600lm	
<input type="checkbox"/> Pure White								6000-7000K	1600-1700lm	
F5630X30-W-12/24	SMD5630	60	DC12/24V	14.4W/m	10mm	IP20 /IP67	≥ 80	<input type="checkbox"/> Warm White	2500-3100K	1200-1300lm
<input type="checkbox"/> Nature White								4000-4500K	1300-1400lm	
<input type="checkbox"/> Pure White								6000-7000K	1400-1500lm	

Remark:

X is for Waterproof type. A for Non-waterproof, C for IP67

Connection drawings



Notice:

Before application, please make sure the power supply is in accordance to the strips