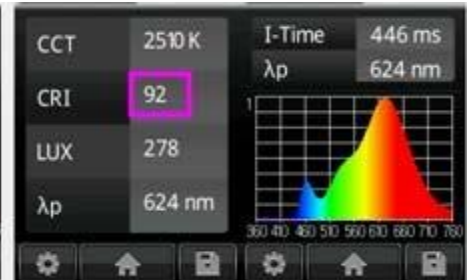
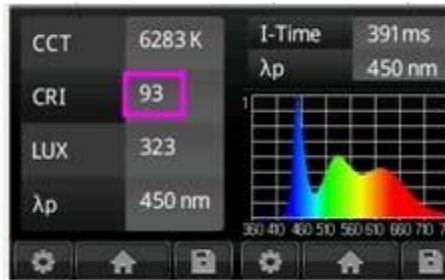


Specification Sheet for 1LED Cutting DC12V LED Strips

Model: F5050X30-X-12, F5050SAX30-X-12



Applications:

- ◆ Car decoration
- ◆ Architectural decorative lighting
- ◆ Archway, canopy and bridge edge lighting
- ◆ Auditorium walkway lighting
- ◆ Backlighting for signage letters
- ◆ Channel letter lighting

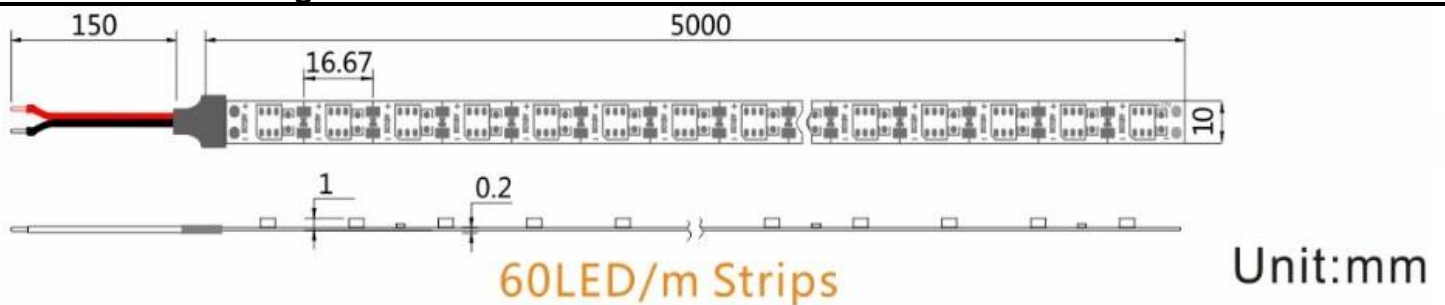
- ◆ Various angle 120degrees
- ◆ With adhesive tape on backside
- ◆ Made of high quality LEDs



Product features:

- ◆ Work Voltage: DC24V
- ◆ Each LED can be cut
- ◆ UL, CUL, CE, ROHS Approved

Dimensions Drawing

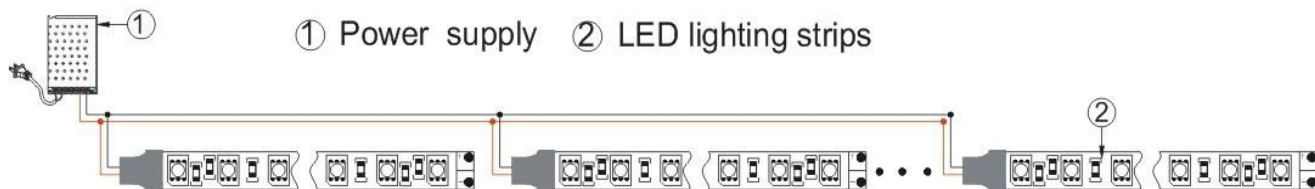


Specifications

| Model No. | Color | LED Qty | λ (Nm)/(CT:K) | Luminous Flux (lm/m) | PCB Size (mm) | Work Voltage | Power | Water proof | Packing |
|---------------------------------------|---------------------------------------|---------|-----------------------|----------------------|---------------|--------------|---------|-----------------------------------|---------|
| CRI\geq90 Version | | | | | | | | | |
| F5050X30SA-P-12-1P | <input type="checkbox"/> Pure White | 60/m | 6000-7000K | 1100-1200lm | 10mm | DC12V | 14.4W/m | IP20 (IP54, IP67, IP68) | 5m/reel |
| F5050X30SA-N-12-1P | <input type="checkbox"/> Nature White | | 4000-4500K | 1000-1100lm | | | | | |
| F5050X30SA-W-12-1P | <input type="checkbox"/> Warm White | | 2500-3500K | 900-1000lm | | | | | |
| Model No. | Color | LED Qty | λ (Nm)/(CT:K) | Luminous Flux (lm/m) | PCB Size (mm) | Work Voltage | Power | Water proof | Packing |
| Around CRI70 Version | | | | | | | | | |
| F5050X30-P-12-1P | <input type="checkbox"/> Pure White | 60/m | 6000-7000K | 1100-1200lm | 10mm | DC12V | 14.4W/m | IP20 (IP54, IP67, IP68 Available) | 5m/reel |
| F5050X30-N-12-1P | <input type="checkbox"/> Nature White | | 4000-4500K | 1000-1100lm | | | | | |
| F5050X30-W-12-1P | <input type="checkbox"/> Warm White | | 2200-3500K | 900-1000lm | | | | | |
| F5050X30-R-12-1P | <input type="checkbox"/> Red | | 620-630 | 430-450 | | | | | |
| F5050X30-Y-12-1P | <input type="checkbox"/> Yellow | | 585-595 | 430-450 | | | | | |
| F5050X30-B-12-1P | <input type="checkbox"/> Blue | | 455-470 | 300-320 | | | | | |
| F5050X30-G-12-1P | <input type="checkbox"/> Green | | 510-525 | 840-860 | | | | | |

Remark:
 X is for Waterproof type. A for Non-waterproof, B for IP54 (with epoxy glue), S for IP54 (with silicone glue), C for IP67,

Connection drawings (Single Color)



web: www.qlleds.com e-mail: sales@qlleds.com Tel: 86-755-29682086 Fax: 86-755-29682109